



Utilities



- SINGLE AXLE CHANNEL UTILITY (U6, U7, U8)
- TANDEM AXLE CHANNEL UTILITY (U6, U7, U8)
- 60" ALL-STEEL UTILITY (A6)



Single Axle Channel Utility

60", 77", & 83" Deck Widths (U6, U7, U8)

U6 U7 U8

CHANNEL FRAME



77" x 12' (U7) Pictured with 4' Spring Assist Gate Option

Widths
60", 77", 83"

Lengths
8' - 14'

Coupler Options

- 2" A-Frame *
- 2 5/16" A-Frame
- 2 5/16" Adjustable
- 3" Pintle Eye

Axle Options

- (1) 3,500 lb One Idler / Spring *
- (2) 3,500 lb One Brake / Spring
- (1) 5,200# Electric / Spring (83" Only)

Tail Options

- Straight Deck *
- 2' Dovetail w/ 5' Slide-in Ramps (12 ft & up)
- 2' Dovetail w/ 2 Fold-up Ramps
- 2' Dovetail w/ 4' Fold-up Gate
- Straight Deck w/ 2 Fold-up Ramps
- 4' Dovetail w/ 2 Fold-up Ramps
- Straight Deck w/ 4' Fold-up Gate
- Straight Deck w/ 5' Slide-in Ramps (12 ft & up)
- Tilt Deck (Single Axle Only)
- 2' Dovetail
- Straight Deck w/ Bi-Fold Gate
- 2' Dovetail w/ Bi-Fold Gate
- 4' Dovetail w/ Bi-Fold Gate

Other Options

- Side Mount ATV Ramps (12ft or Longer)
- 2 Flush Mount D- Rings
- Expanded Metal Floor
- 2" Removable Pipe Side Rail
- Rub Rail
- Steel Floor w/ 4 D-rings
- Spare Tire Mount
- Rear Support Jacks
- 16" Cross Members
- Regular Sides w/ Solid Metal

Standard Features

- 2,990 lb GVWR
- 3,500 lb GAWR
- 2" Bulldog Coupler
- Safety Chains
- Pipe Mount Swivel Jack
- Accu-Lube Axle / Idler
- 4 Leaf Double Eye Spring Suspension
- New 15" White Spoke Wheels
- New ST 205/75R15 Radial Tires
- Stake Pockets (12 & 14ft)
- Tread Brite Removeable Aluminum Fenders
- 4" Channel Frame & Tongue
- 2 1/2" x 2 1/2" x 3/16" Angle Crossmembers
- 2" x 2" Removable Side Rail
- Treated Pine Deck
- DOT Approved Flush Mount Lights
- Molded Wire Harness (12 & 14ft)
- Sand Blasted
- Acid Washed
- Powder Coated

POWDER COATED

At PJ Trailers, every trailer we build is powder coated with Sherwin-Williams™ Powder Coat. A powder coat finish is far superior to conventional paint. It is extremely durable and does not easily crack, chip, or peel as conventional paint does. Powdercoating also helps prevent rust & corrosion making it the longest lasting and most durable finish on the market.

Weights

Model	Length	Axles	Est. Base Weight†
U6 (60")	8'	1 - 3500	740 lbs / 336 kg
U6 (60")	10'	1 - 3500	800 lbs / 363 kg
U6 (60")	12'	1 - 3500	940 lbs / 426 kg
U6 (60")	14'	1 - 3500	1040 lbs / 472 kg
U7 (77")	10'	1 - 3500	980 lbs / 445 kg
U7 (77")	12'	1 - 3500	1060 lbs / 481 kg
U7 (77")	14'	1 - 3500	1180 lbs / 535 kg
U8 (83")	10'	1 - 3500	1000 lbs / 454 kg
U8 (83")	12'	1 - 3500	1100 lbs / 499 kg
U8 (83")	14'	1 - 3500	1240 lbs / 562 kg

† Weights are estimated for base trailer only, PJ Trailers makes no guarantee regarding the accuracy of estimated weights

Popular Options



Side Mount ATV Ramps



2" Pipetop Removeable Siderails



Regular Sides w/ Solid Metal

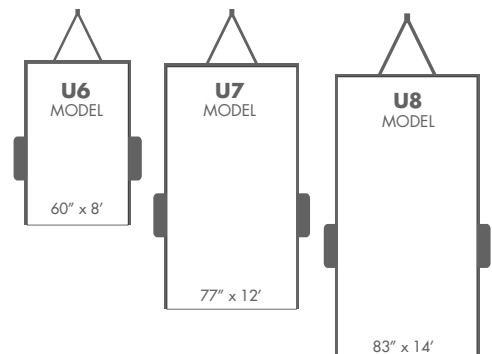
Landscape Options

- 2ft Expanded Metal Sides
- 4ft Expanded Metal Sides
- Front Tool Cage
- 4ft Side Gate (14ft or Longer)



* denotes a standard feature

Available in 60", 77", & 83" Widths



U6 SINGLE AXLE (60" WIDE)



60" X 10'

U7 SINGLE AXLE (77" WIDE)



77" X 12'

U8 SINGLE AXLE (83" WIDE)



83" X 14' (shown w/ ATV Side Ramps)



Tandem Axle Channel Utility

U6 U7 U8

60", 77", & 83" Deck Widths (U6, U7, U8)

CHANNEL FRAME



Widths
60", 77", 83"
Lengths
10' - 20'

83" x 16' (U8) Pictured with 4' Spring Assist Gate

Standard Features

- 7,000 lb GVWR
- 3,500 lb x 2 GAWR
- 2" Bulldog Coupler
- Safety Chains
- Pipe Mount Swivel Jack
- Accu-Lube Axles | Brake & | Idler
- 4 Leaf Double Eye Spring Suspension
- New 15" White Spoke Wheels
- New ST 205/75R15 Radial Tires
- Stake Pockets
- Tread Brite Removeable Alum. Fenders
- 4" Channel Frame & Tongue
- 2 1/2" x 2 1/2" x 3/16" Angle Cross Members
- 2" x 2" Removable Side Rail
- Treated Pine Deck
- DOT Approved Flush Mount Lights
- Molded Wire Harness
- Sand Blasted
- Acid Washed
- Powder Coated

POWDER COATED

At PJ Trailers, every trailer we build is powder coated with Sherwin-Williams™ Powder Coat. A powder coat finish is far superior to conventional paint. It is extremely durable and does not easily crack, chip, or peel as conventional paint does. Powdercoating also helps prevent rust & corrosion making it the longest lasting and most durable finish on the market.

Coupler Options

- 2" A-Frame *
- 2 5/16" A-Frame
- 2 5/16" Adjustable
- 3" Pintle Eye

Axle Options

- (2) 3,500 lb One Brake One Idler / Spring *
- (2) 3,500 lb Two Idlers / Spring
- (2) 3,500 lb Two Brakes / Spring
- (2) 5,200# One Electric / Spring (83" Only)
- (2) 5,200# Electric / Spring (83" Only)

Tail Options

- Straight Deck *
- 2' Dovetail w/ 5' Slide in Ramps (12ft & Up)
- 4' Dovetail w/ 5' Slide in Ramps (16ft & Up)
- 2' Dovetail w/ 2 Fold Up Ramps
- 2' Dovetail w/ 4' Spring Assist Gate
- Straight Deck w/ 2 Fold Up Ramps
- 4' Dovetail w/ 2 Fold Up Ramps (16ft & Up)
- Straight Deck w/ 4' Spring Assist Gate
- Straight Deck w/ 5' Slide in Ramps (12ft & Up)
- 2' Dovetail
- 4' Dovetail
- Straight Deck w/ Bi-Fold Gate
- 2' Dovetail w/ Bi-Fold Gate
- 4' Dovetail w/ Bi-Fold Gate

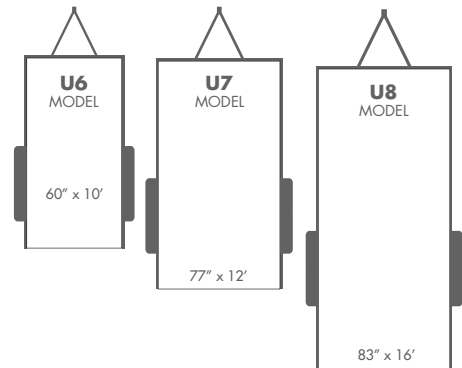
Other Options

- Side Mount ATV Ramps (14ft or Longer)
- 4ft Solid Metal Sides
- 2 Flush Mount D- Rings
- Diamond Plate Steel Fenders
- Expanded Metal Floor
- 2" Removable Pipe Side Rail
- Rub Rail
- Steel Floor w/ 4 D-rings
- Spare Tire Mount
- Rear Support Jacks
- 16" Cross Members
- 22" Solid Metal Sides w/ 2" Pipe-top
- Regular Sides w/ Solid Metal

Landscape Options

- 2ft Expanded Metal Sides
- 4ft Expanded Metal Sides
- Front Tool Cage
- 4ft Side Gate (14ft or Longer)

Available in 60", 77", & 83" Widths



Weights

Model	Length	Axles	Est. Base Weight†
U7 (77")	14'	2 - 3500	1400 lbs / 635 kg
U7 (77")	16'	2 - 3500	1520 lbs / 689 kg
U8 (83")	14'	2 - 3500	1480 lbs / 671 kg
U8 (83")	16'	2 - 3500	1540 lbs / 699 kg
U8 (83")	18'	2 - 3500	1740 lbs / 789 kg

†Weights are estimated for base trailer only, PJ Trailers makes no guarantee regarding the accuracy of estimated weights

Popular Options



Side Mount ATV Ramps



2" Pipetop Removable Siderails



Regular Sides w/ Solid Metal



Available with 2ft and 4ft Expanded Metal Sides

U6 TANDEM AXLE (60" WIDE)



60" X 10'

U7 TANDEM AXLE (77" WIDE)



77" X 14'

U8 TANDEM AXLE (83" WIDE)



83" X 16'



60" All-Steel Utility (A6)

A6

60"
DECK WIDTH



Lengths
8' - 10'

Coupler Options

- BP 2" A-Frame *
- BP 2 5/16" A-Frame
- BP 2 5/16" Adjustable
- 3" Pintle Eye

Axle Options

- (1) 3,500 lb Idler / Spring *
- (1) 3,500 lb Electric / Spring

Tail Options

- Straight Deck w/ 4' Fold-up Gate *

Other Options

- 2 Flush Mount D- Rings
- Spare Tire Mount

* denotes a standard feature

Standard Features

- 3,500 lb. G.V.W.R.
- 3,500 lb. x 1 G.A.W.R.
- 2" Ball Coupler
- Safety Chains
- 1 - Pipe Mount Swivel Jack (2,000 lb.)
- 1 - Posi-lube Idler Axle (3,500 lb.)
- 4 Leaf Double-eye Spring Suspension
- 2 NEW 15" White Spoke Wheels
- 2 NEW ST205/75R15 Rad.Tires (1,820 lb.)
- 9" x 33" Treadplate Removable Aluminum Fenders
- 12ga Solid Steel Sides
- 3" Channel Tongue
- 2 1/2" x 2 1/2" x 3/16" Angle Crossmembers
- 1/8" Diamond Plate Steel w/ 4 Flushmount D-Rings
- 60" Wide Deck
- 4ft Expanded Metal Gate
- DOT Approved Flushmount Lights
- Sand Blasted, Acid Washed, Powder Coated



At PJ Trailers, every trailer we build is powder coated with Sherwin-Williams™ Powder Coat. A powder coat finish is far superior to conventional paint. It is extremely durable and does not easily crack, chip, or peel as conventional paint does. Powdercoating also helps prevent rust & corrosion making it the longest lasting and most durable finish on the market.

Weights

Length	Axles	Est. Base Weight;
8'	1 - 3500	890 lbs / 404 kg
10'	1 - 3500	1060 lbs / 481 kg

†Weights are estimated for base trailer only, PJ Trailers makes no guarantee regarding the accuracy of estimated weights

Popular Side & Ramp Options (U6, U7, U8)



Regular Sides with Solid Metal



22" Solid Metal Sides with 2" Pipe-top Rail



4 ft Landscape Trailer Expanded Metal Sides



4 ft Landscape Trailer Expanded Metal Sides with Landscape Box & Side Gate



ATV Side Ramps



Ramp Gate Transition Lip

Utilities Options Guide (some options not shown, please view the product page for a list of all options)


Color Options (actual color may vary, check specific model page for available colors)



Black Powder Coat



Grey Powder Coat



White Powder Coat



Red Powder Coat



Equipment Yellow Powder Coat



Tractor Green Powder Coat



Regatta Blue Powder Coat

Tail Options



Tilt Deck (U1)



Tilt Deck (U6, U7, & U8)



3' Fold-up Gate (U1)



4' Fold-up Gate (U6, U7, U8)



5' Slide-in Ramps (U6, U7, U8)

Utility Trailer Options



2 ft Expanded Metal Sides



4 ft Expanded Metal Sides



Steel Floor w/ 4 D-Rings



Utility Spare Tire Mount



Diamond Plate Fenders



2" Pipetop Removeable Siderails



Carhauler Spare Tire Mount



Utility Rubrail



Side Mount ATV Ramps



22" Solid Metal Sides w/ 2" Pipe-top Rail



Regular Sides w/ Solid Metal



Fold-in Gate



PJ TRAILERS

- #1 Professional Grade Open Trailer Manufacturer
- Broad Line of Dumps, Flatdecks, Utilities, Tilts & Equipment Trailers
- Over 300 Independent PJ Trailers Dealer Locations in the US & Canada

Visit Us Online at www.pjtrailers.com